

BEAM TEST RESULTS OF THE ISS-CREAM CALORIMETER

H.G. Zhang^a, D. Angelaszek^{a,b}, M. Copley^a, J.H. Han^a, H.G. Huh^a, Y.S. Hwang^{c,e}, H.J. Hyun^{c,h}, H.B. Jeon^c, K.C. Kim^a, M.H. Kim^a, H.J. Kim^c, K. Kwashnak^a, M.H. Lee^{a,d}, J.P. Lundquist^a, L. Lutz^a, A. Malinin^a, H. Park^c, J.M. Park^{c,f}, N. Picot-Clemente^a, E.S. Seo^{a,b}, J. Smith^a, J. Wu^a, Z.Y. Yin^a, Y.S. Yoon^{a,g}

^aInstitute for Physical Science and Technology, University of Maryland, College Park, MD 20742, USA

^bDepartment of Physics, University of Maryland, College Park, MD 20742, USA

^cDepartment of Physics, Kyungpook National University, Daegu 41566, Korea

^dCenter for Underground Physics, Institute for Basic Science (IBS), Daejeon 34126, Korea

^eKorea Atomic Energy Research Institute, Gyeongju 38180, Korea

^fAdvanced Radiation Technology Institute, Korea Atomic Energy Research Institute, Jeongseup 56212, Korea

^gKorea Research Institute of Standards and Science, Daejeon 34113, Korea

^hPohang Accelerator Laboratory, Pohang 37673, Korea

Abstract

The Cosmic Ray Energetics And Mass experiment for the International Space Station (ISS-CREAM) was installed on the ISS to measure high-energy cosmic-ray elemental spectra for the charge range $Z=1$ to 26. The ISS-CREAM instrument includes a tungsten scintillating-fiber calorimeter preceded by carbon targets for energy measurements. The carbon target induces hadronic interactions, and showers of secondary particles develop in the calorimeter. The calorimeter was calibrated with electron beams at CERN. This beam test included position, energy, and angle scans of electron and pion beams together with a high-voltage scan for calibration and characterization. Additionally, an attenuation effect in the scintillating fibers was studied. In this paper, beam test results, including corrections for the attenuation effect, are presented.

The calorimeter

As shown in Fig., the ISS-CREAM calorimeter is consisted of a carbon target, twenty tungsten plates and twenty scintillating-fiber ribbons layers (see [1]). A layer with fifty fiber ribbons is placed between each consecutive tungsten layer covering the same area as the tungsten plate. Every other ribbon is mated with light guides on one side of the calorimeter and the other half are mated to the opposite side.

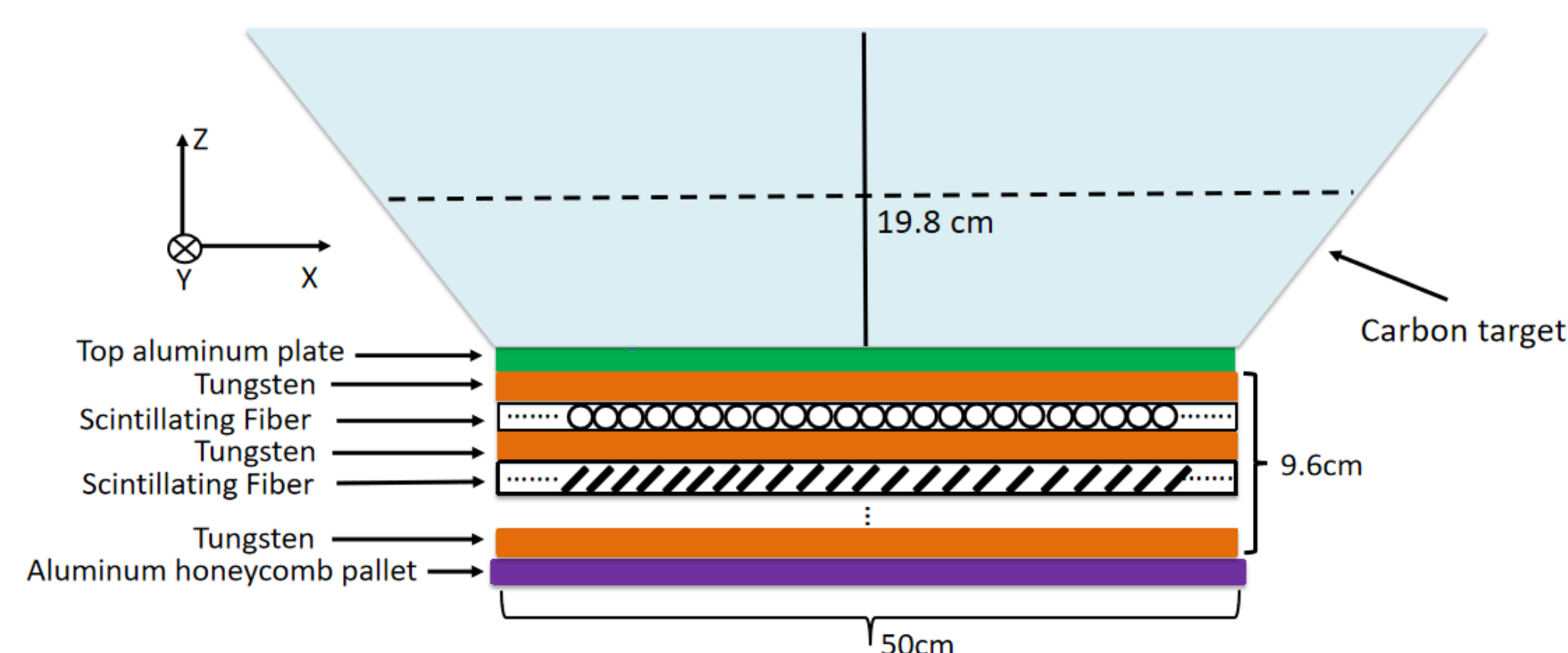


Fig.1: A cross-sectional view of the calorimeter and the carbon target.

The beam test

Four detector configurations (“No-Lead-Front”, “No-Lead-Rear”, “Lead-Front” and “Lead-Rear”) were implemented to measure the ribbon response throughout the calorimeter (see Fig.2). The calorimeter moves by 1 cm along the X-direction to expose the next ribbon center to the beam for all fifty ribbons in the odd layers. The similar beam test for even layer is taken with calorimeter moving in Y-direction.

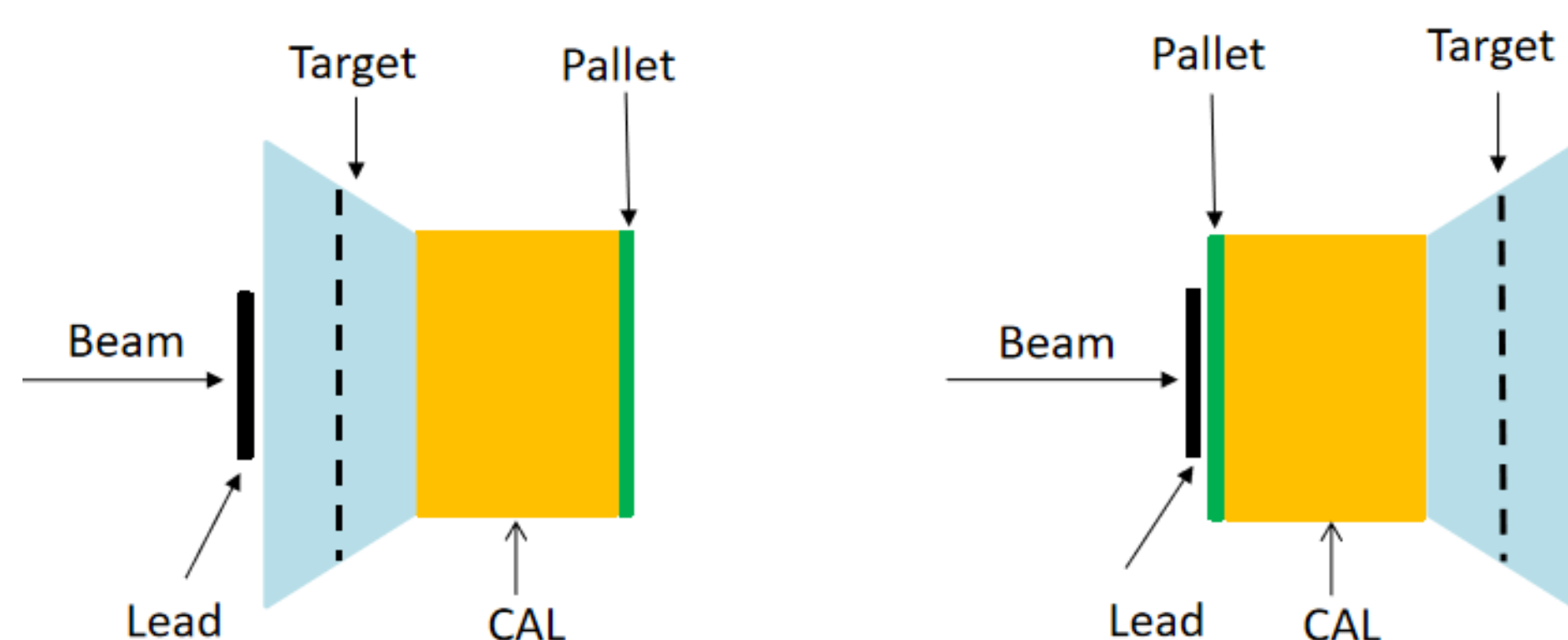


Fig.2: A cross-sectional view of the calorimeter and the carbon target.

The attenuation effect and its correction

The intensity decrease with distance to the readout $\Delta(x)$ is described by the attenuation function

$$I = I_0 \times \epsilon e^{-\Delta(x)/\lambda_1} + I_0 \times (1 - \epsilon) e^{-\Delta(x)/\lambda_2}, \quad (1)$$

where $f(\Delta(x), \epsilon, \lambda_1, \lambda_2)$ is the function related to the transmission and I_0 is the intensity at the readout position. After parameters $(\epsilon, \lambda_1, \lambda_2)$ of the attenuation lengths, which are found to be $\lambda_1 = 3$ cm and $\lambda_2 = 250$ cm, to all 1000 ribbons. The energy deposit is position-dependent due to the attenuation effect. In order to correct that, we consider a primary particle at a random position $[x, y]$. Thus, the corrected energy deposit can be expressed as

$$E_c = I(x) \times \delta(x_c) \times f(\Delta(x_c))/f(\Delta(x)), \quad (2)$$

$$E_c = I(y) \times \delta(y_c) \times f(\Delta(y_c))/f(\Delta(y)) \quad (3)$$

in even and odd layers, respectively. More details can be found in [2].

The energy response: electron

The ribbons' responses were measured with electron beams with increasing energies from 50 GeV to 175 GeV. With attenuation correction, the slope is found to be 5.74 MeV/GeV, and the total energy deposit with a 150 GeV incident beam is 860 MeV (see Fig.3 (left)). The energy resolution is fit to a quadratic sum function of $\sigma_E/E(\%) = 85/\sqrt{E(\text{GeV})} \oplus 1.4$ (see Fig.3 (right)). The result is consistent with the beam test result of the previous balloon-borne CREAM calorimeters [3].

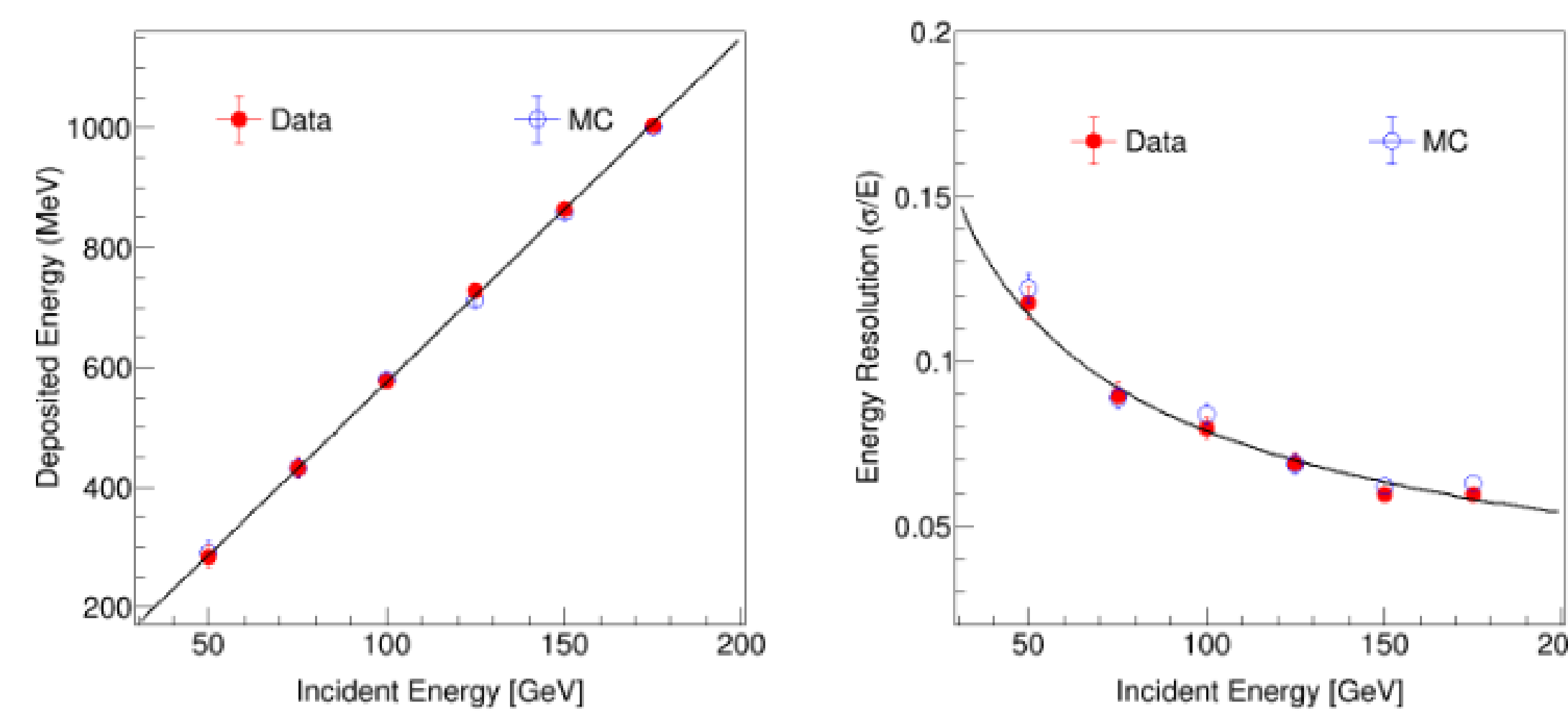


Fig.3: Left: the responses to the electron beam energies. Right: the resolution.

The energy response: pions

The ribbons' responses were measured with pion beams with energies from 250 GeV to 350 GeV to characterize the calorimeter's energy response to incident hadrons. To obtain only pion events that interacted in the carbon target upstream of the calorimeter, we performed a pre-selection cut requiring events with significant signals in the first three layers of the calorimeter. The response is found to be linear, with a slope of 1.92 MeV/GeV, which is 1/3 the slope of the electron beam (see Fig.3 (left)). This is consistent with theoretical expectations that when cosmic-ray particles (mainly protons) interact hadronically with the calorimeter, on average approximately 1/3 of the energy of the primary nuclei are converted into neutral pions π^0 , which then each rapidly decay into two photons. The resolution is found to be around 47.8%, which is energy independent (see Fig.4 (right)).

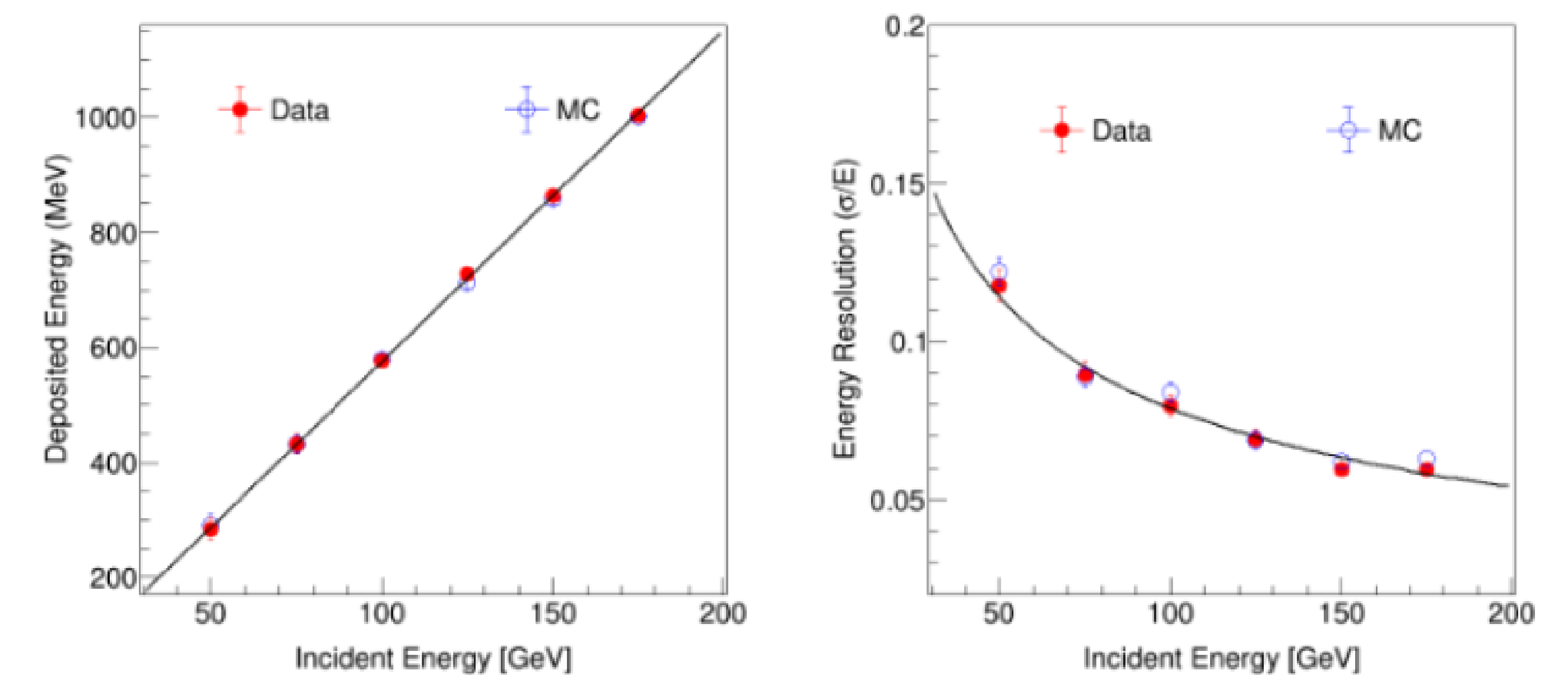


Fig.4: Left: the responses to the pion beam energies. Right: the resolution.

Acknowledgements

This research was supported in the U.S. by NASA grant NNX17AB41G, in Korea by National Research Foundation grants (2018R1A2A1A05022685 and 2018R1A6A1A06024970) and Ministry of Science and ICT (MSIT, IITP No. 2021-0-01544 and its predecessors), and their predecessor grants. The authors also thank the support of CERN for the excellent beam test facilities and operations. H.G.Z. is grateful for the help of Dr. Zu-Hao Li.

References

- [1]. E. Seo et al., *Cosmic Ray Energetics And Mass for the International Space Station (ISS-CREAM)*, PoS (ICRC2019) 358 (2019) 137.
- [2]. H.G. Zhang et al., *Performance of the ISS-CREAM calorimeter in a calibration beam test*, *Astropart.Phys.* 130 (2021) 102583, e-Print: 2004.10371.
- [3]. M.H. Lee, et al., *The CREAM calorimeter: Performance in tests and flights*, *Proceedings of the 12th International Conference on Calorimetry in High Energy Physics*, Chicago, AIP Conference Proceedings, 867, 2006, p. 167.
- [4]. H. Ahn et al., *Cosmic Ray Energetics And Mass: Expected Performance*, *Proceedings of the 27th International Cosmic-Ray Conference*, Hamburg 6 (2001) 2159.

