

Rapporteur talk: Solar and Heliospheric (SH) Physics

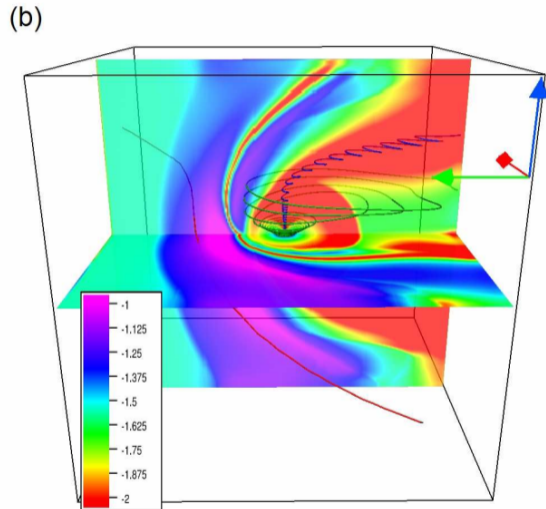
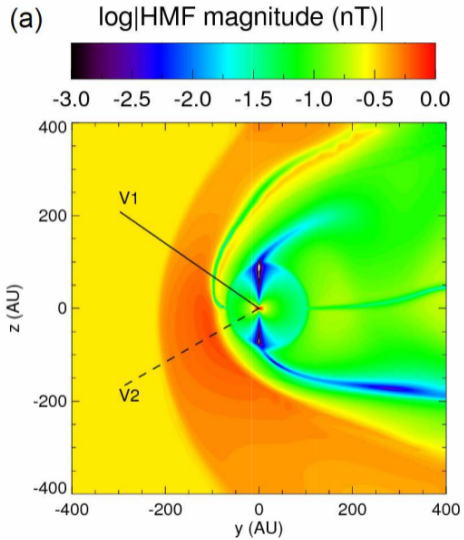
Du Toit Strauss¹ (dutoit.strauss@nwu.ac.za)


¹Center for Space Research, North-West University, South Africa
ICRC, virtual via Berlin, 2021

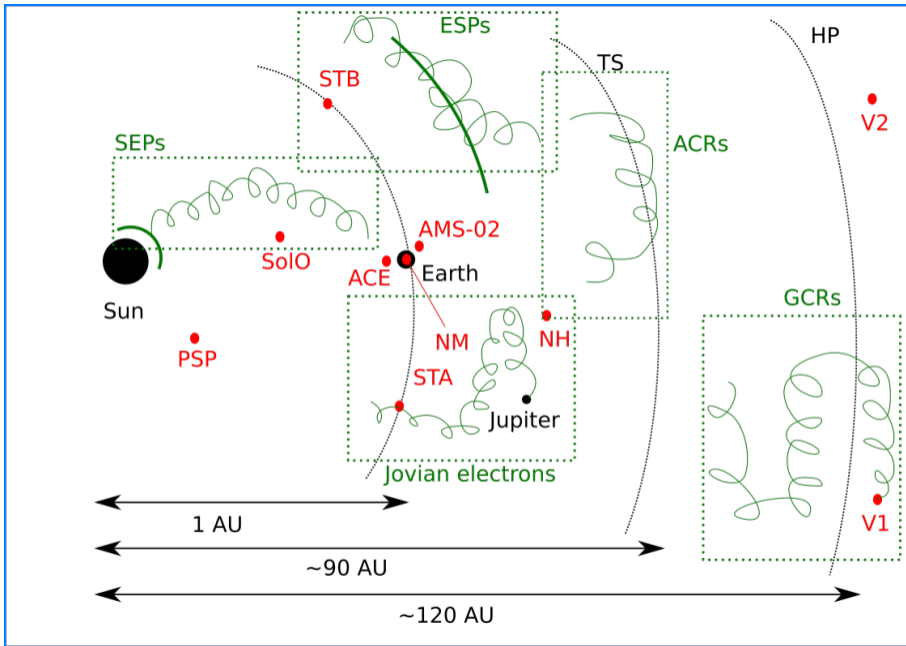
Introduction

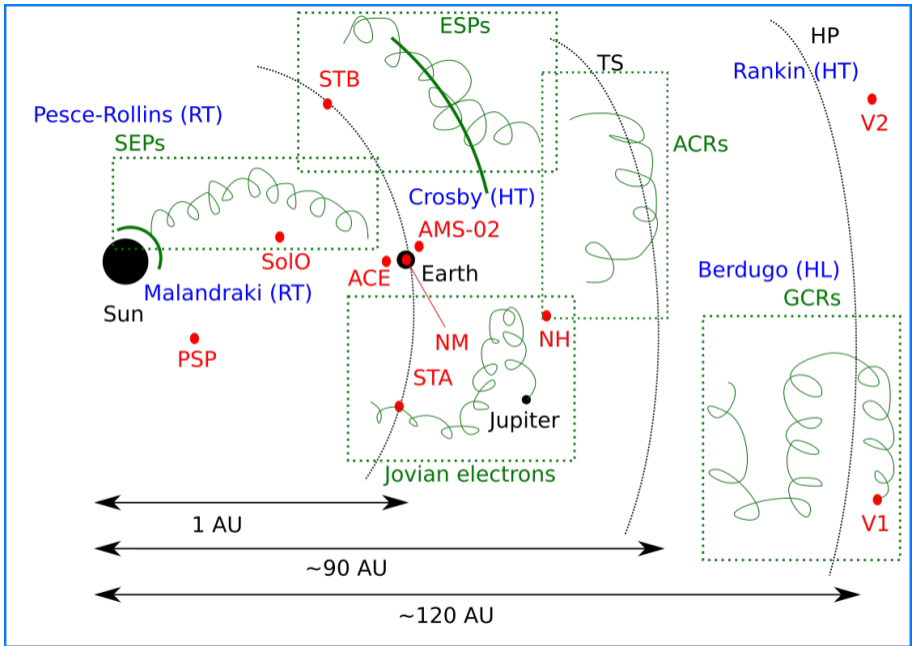
- SH contributions consisted of 2 review talks, 3 highlight talks, and 118 contributions over the forum and different discussion sessions.
- I hope I do these excellent presentations justice and apologize for not being able to showcase all the work!
- In this talk I will NOT discuss any of the plenary presentations, but focus on contributions, and especially discussion sessions.
 - But first, an overview of the heliosphere....

MHD simulation of the heliosphere (Strauss et al., 2012).





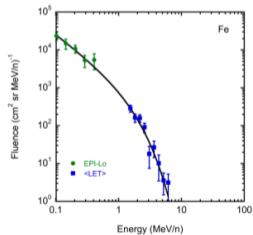
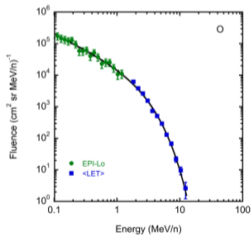
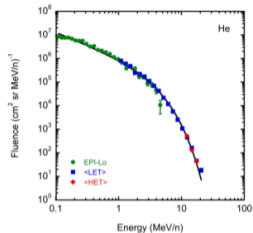
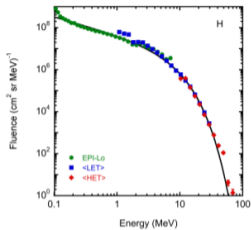




Discussion session #19: SEP acceleration and transport

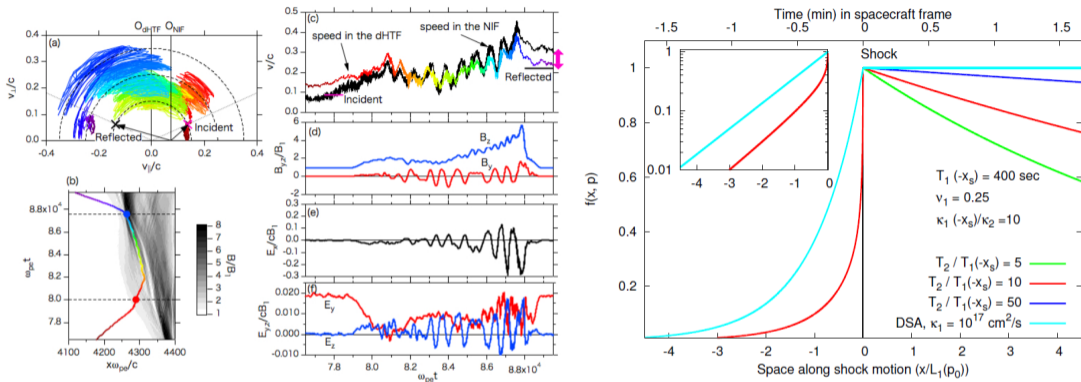
Conveners: Silvia Dalla & Eric Christian

New data from new missions!



Data presented by Cohen [816].

Acceleration of energetic particles: What processes are involved?



Figures from Otsuka [744; left] and Fraschetti [1293; right].

Candidates are magnetic reconnection in solar flares and shock acceleration by coronal mass ejection driven shocks. Relative role of each process is still debate – this may depend on each event and may be masked by transport effects.

Transport of energetic particles: What processes are involved?

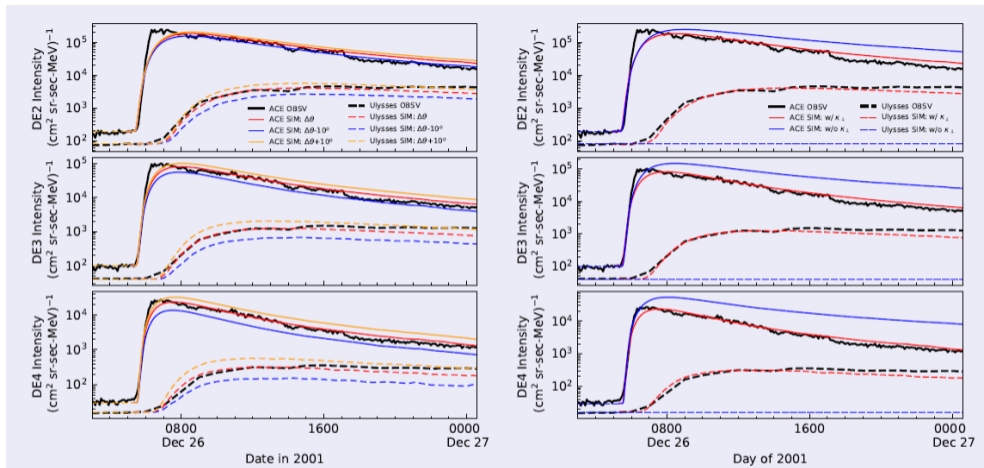


Figure from Lian [945].

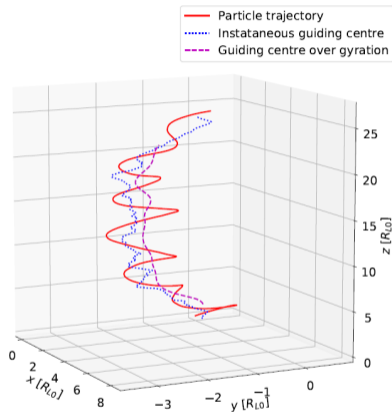
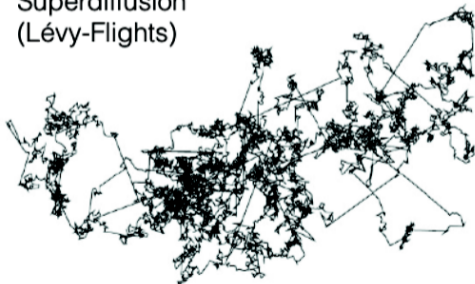
Magnetic turbulence leads to scattering along and perpendicular to the mean field. A major uncertainty is the level to which perpendicular diffusion contributes...

Also some discussions on the micro-physics of the transport processes...



Subdiffusion
(extended
waiting times)

Superdiffusion
(Lévy-Flights)



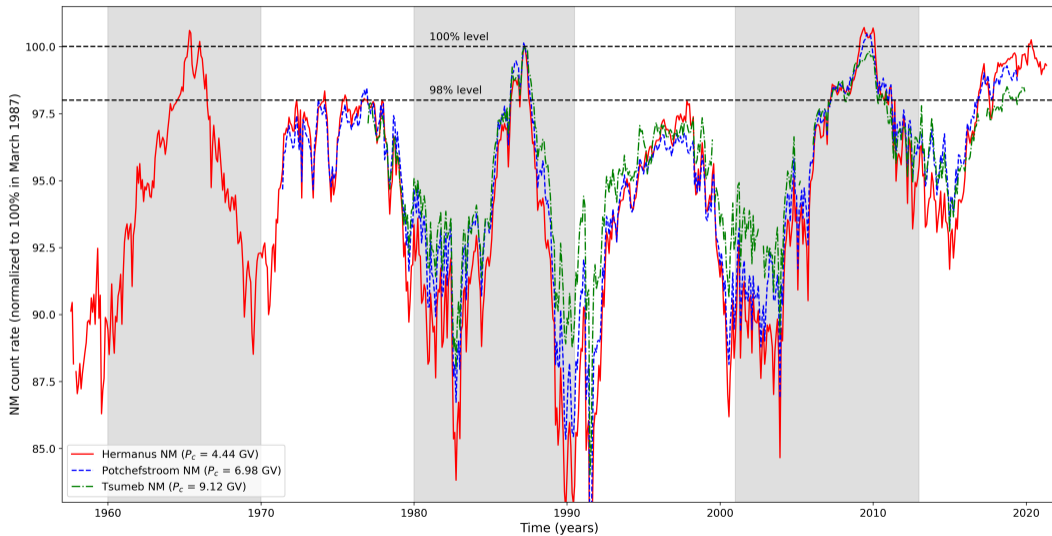
Now with composite 20% slab and 80% 2D turbulence

Figures from Effenberger [557; left] and van den Berg [340; right].

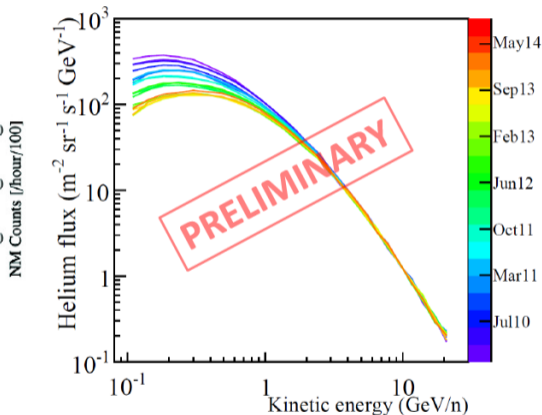
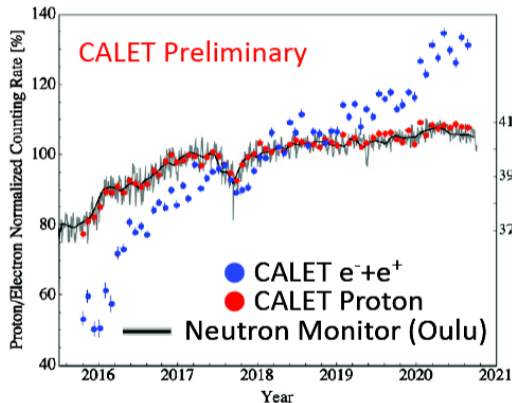
Discussion session #20: GCR long-term modulation

Conveners: Nicola Tomassetti & Konstantin Herbst

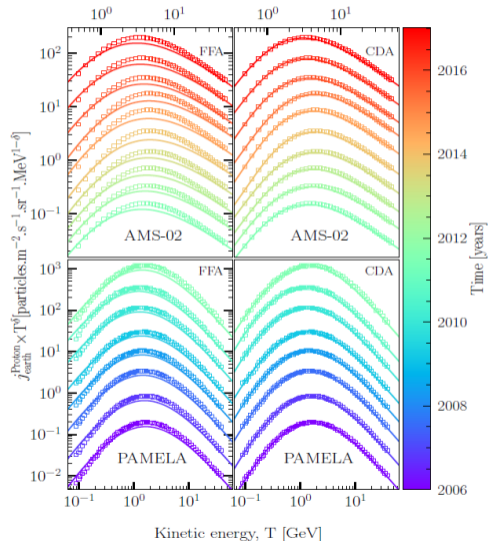
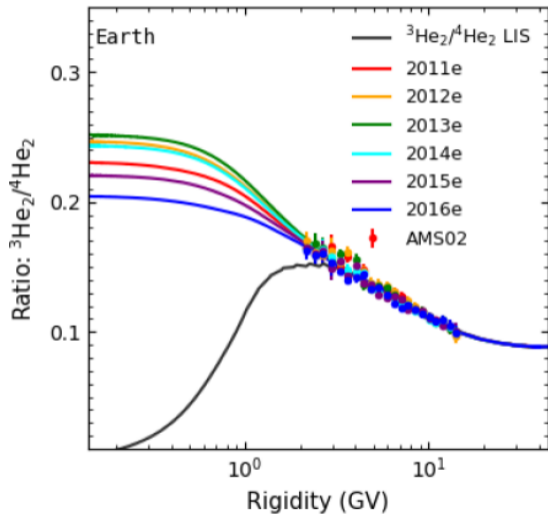
Neutron monitor count rates spanning 70 years and 6 solar cycles. Was the last two cycles different? How does the quiet Sun influence particle propagation?



New data from newer instruments: Charge-sign dependent modulation (Miyake [332; left]) and Helium spectra from solar minimum to maximum (Marcelli [626; right]).



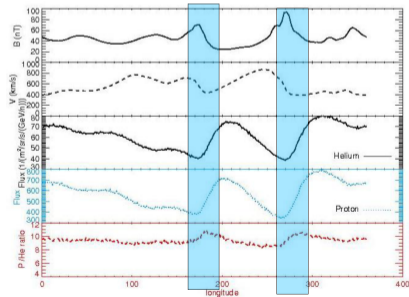
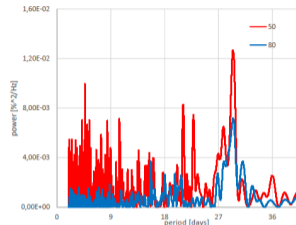
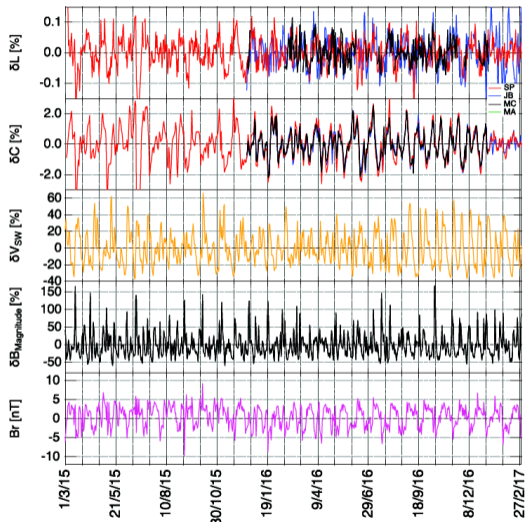
Data reproduced with models of varying complexity: Numerical drift model from Ngobeni [262; left] and analytical approximations by Mosotho [318; right].



Discussion session #21: Short-term modulation

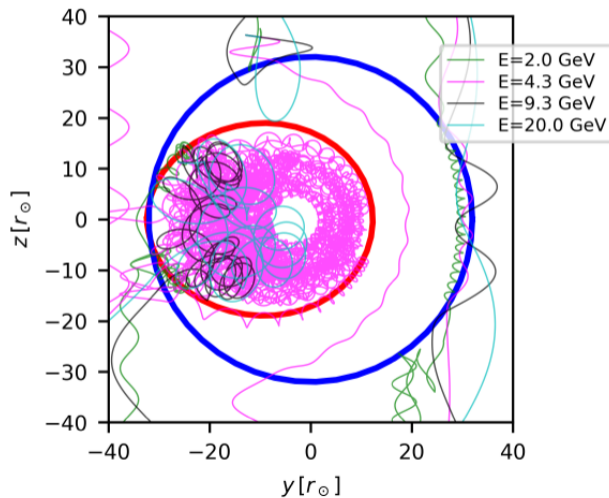
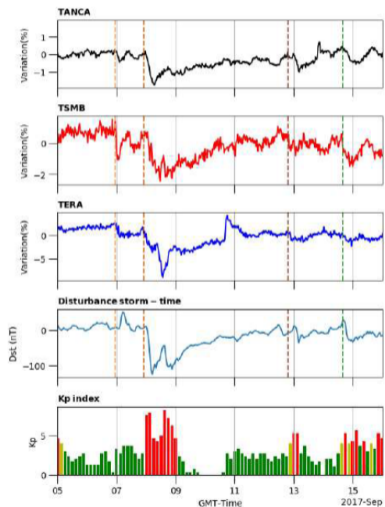
Conveners: Agnieszka Gil & Bernd Heber

Recurrent 27 day variations cause by co-rotating interacting regions.



Data from Muangha [670], Modzelewska [361], and simulations from Luo [1080].

Transient variations due to coronal mass ejections; Forbush decreases. Data from De Aguiar [236] and simulations from Laitinen [1322].



Discussion session #22: Atmospheric effects on CRs

Conveners: Ilya Usoskin & Konstantin Herbst

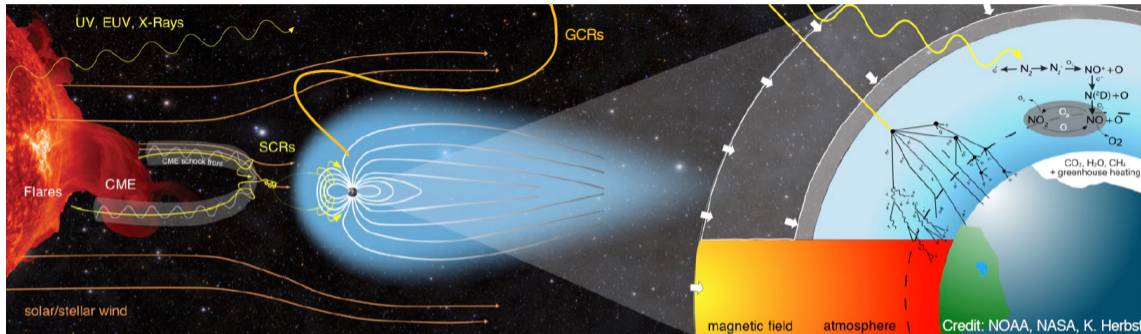
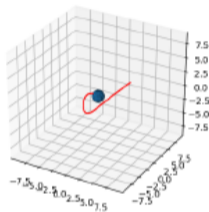
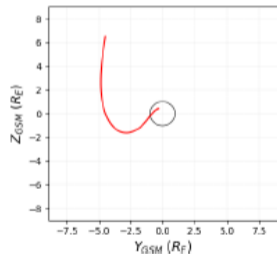
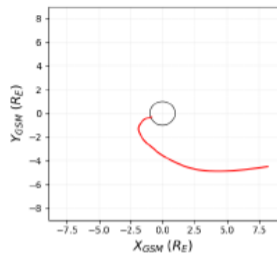


Figure from Rodgers-Lee [75].

[Alejandro Saiz] Earth's magnetosphere and atmosphere is part of any ground based detector.
As such, they should be sufficiently characterized....

Also: Implications for exo-planet habitability, atmospheric chemistry, atmospheric radiation (dosimetry), etc...

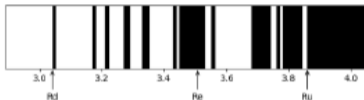


Geografic position: 49.2°N 20.22°E

1998/06/10 00:00:00

YYYY/MM/DD HH:MM:SS

Direction ID: 000



$\Delta R = 0.01$

Rd = 3.04 GV

Re = 3.51 GV

Ru = 3.86 GV

Model: Tsyganenko 05

$\theta = 0.0^\circ$

$\varphi = 0.0^\circ$

Figure from Gecášek [242] illustrating their new online tool <https://cor.crmodels.org/>.

For ground-based instruments, the atmosphere serves as a converter level, converting primary CRs into e.g. muons, neutrons, ... Meteorological corrections (barometric, temperature, water vapour content, ...) are therefore very important for instruments.

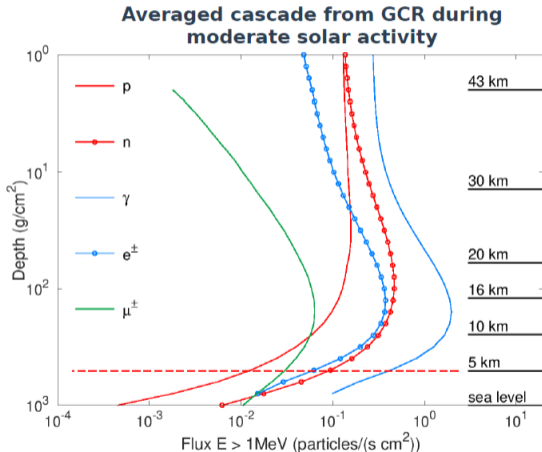
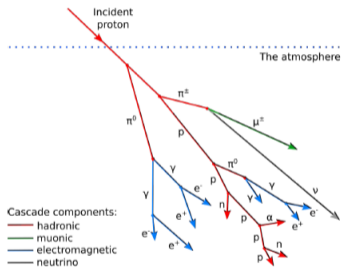
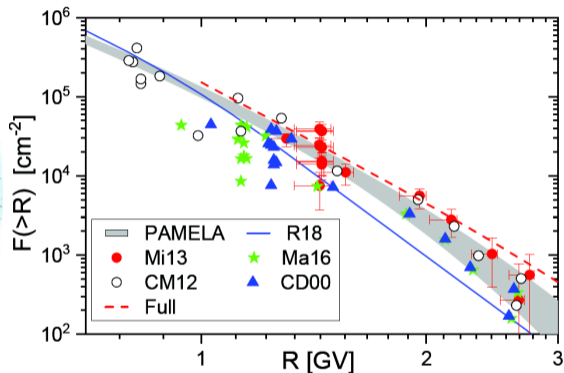


Figure from Poluianov [59].

Discussion session #23: Solar events observed on/near Earth

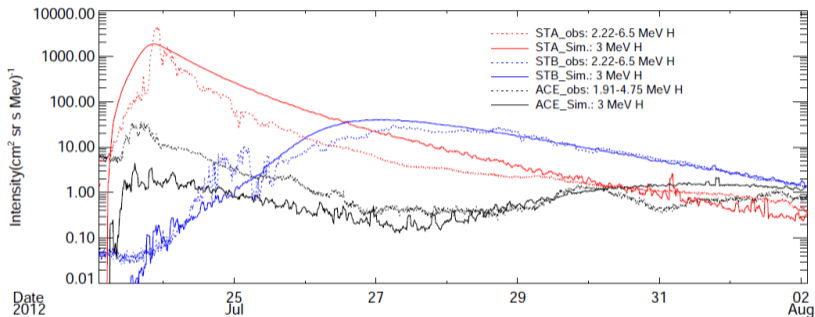
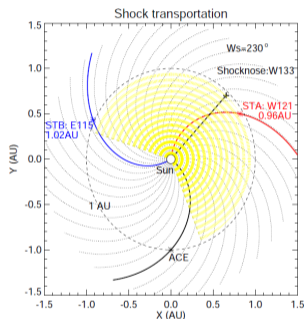
Conveners: Alexander Mishev & Gang Qin

Combining space-based SEP measurements (e.g. PAMELA, AMS-02, ...) with that inferred from NMs on ground-level.



Figures from Koldobskiy [363].

We also have spatially separated measurements allowing us to test particle transport/diffusion theories...

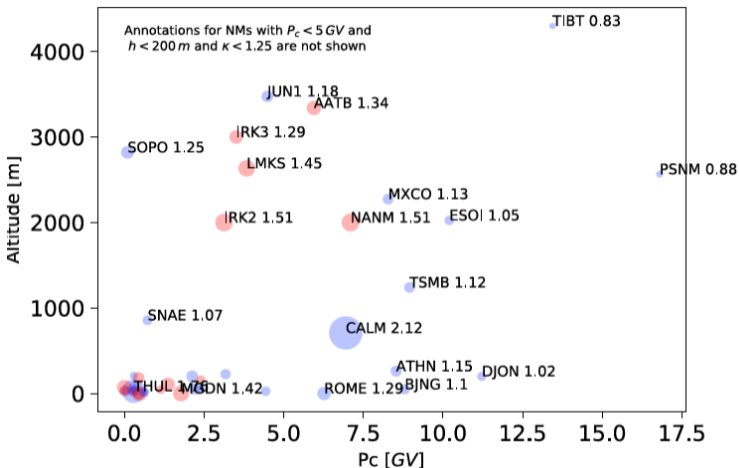
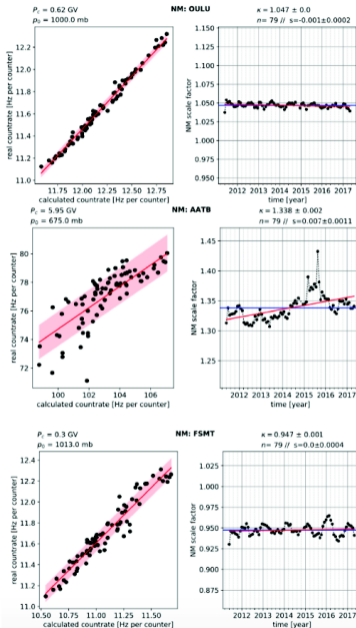


Figures from Qi [798].

Discussion session #24: Ground-based measurements of
low-energy GCRs

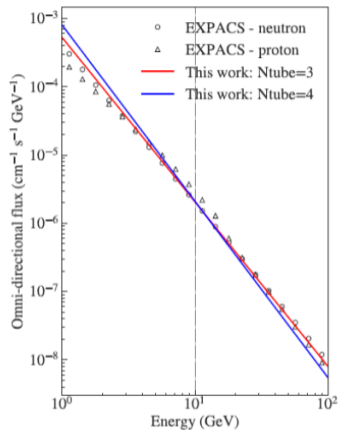
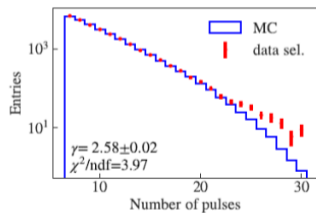
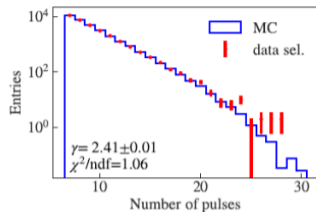
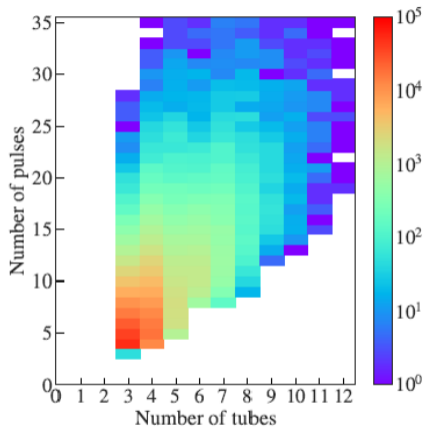
Conveners: David Ruffolo & Toshiyuki Nonaka

Correct combination of the world-wide NM network requires inter-calibration.



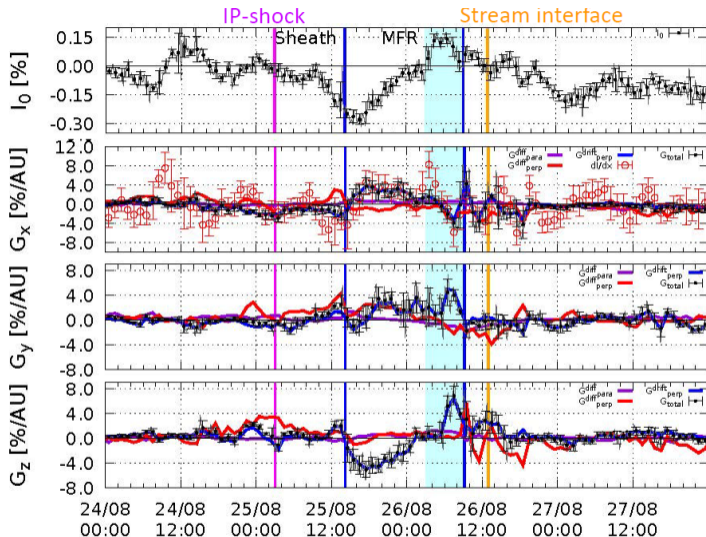
Figures from Koldobskiy [364].

Or energy spectra may be obtained from a single monitor....



Figures from Evenson [169].

Combined global muon telescope network allows precision measurements of 60GV CRs.

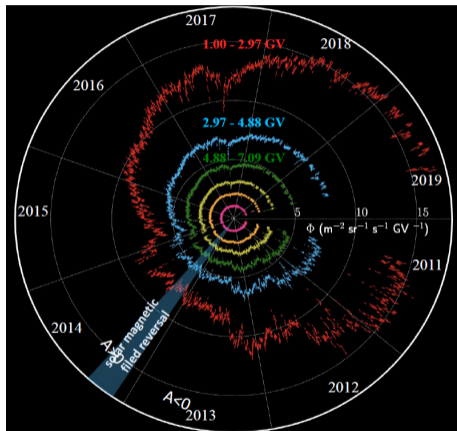
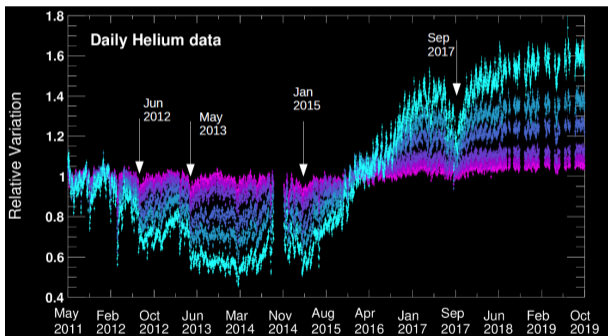


Taken from Munakata [114].

Presenter forum

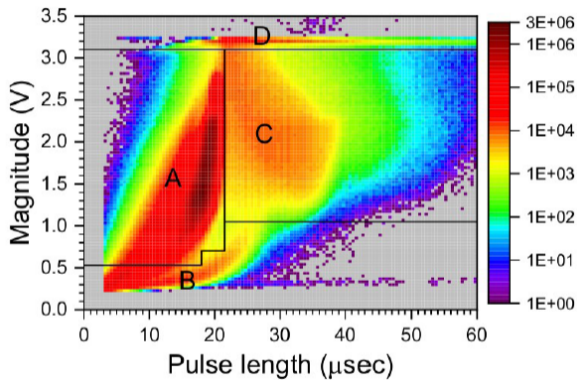
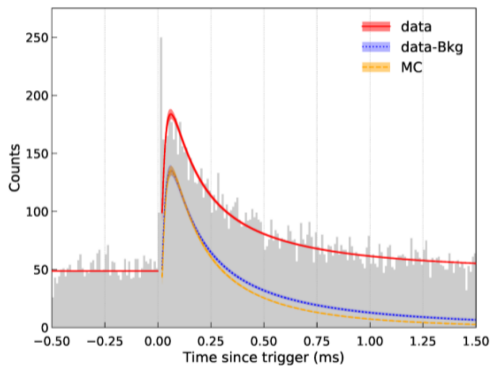
Only a small selection discussed here, unfortunately...

High resolution, long-term data from AMS-02 to test GCR transport theories...



Figures from Consolandi [1139; left] and Xu [1211; right].

New science with (old) neutron monitors....



Figures from Chaiwongkhot [430; left] and Poluianov [57; right].

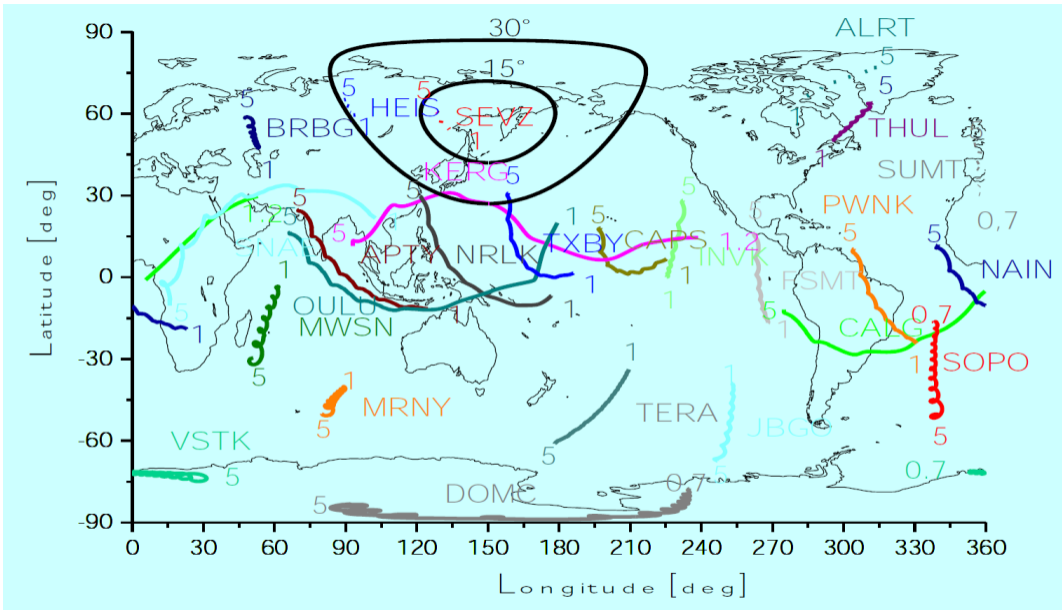
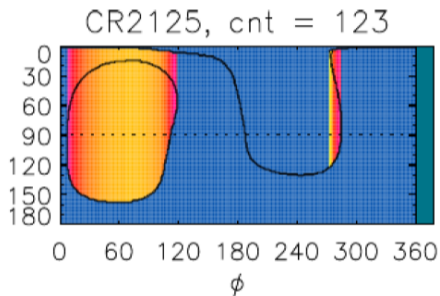


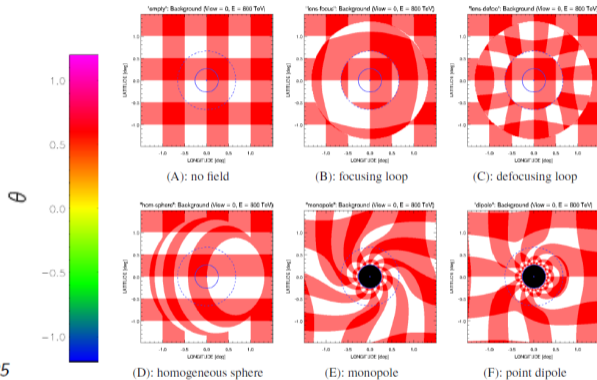
Figure from Mishev [49].

A reminder that heliospheric processes are driven by the Sun and it's interplanetary extension...



The 'topological' sign $\in [-1, +1]$ for Carr. Rot. 2125

Figures from Fichtner [704; left] and Kleimann [181; right].



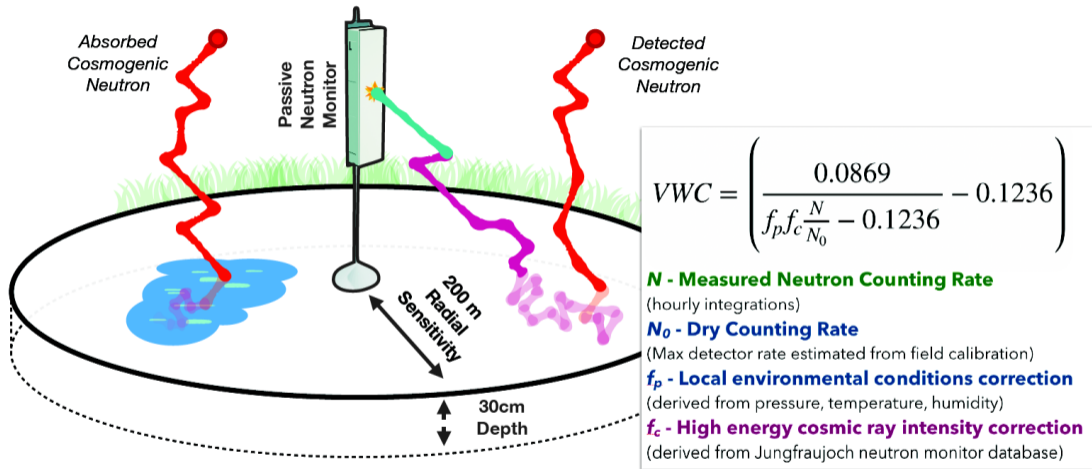
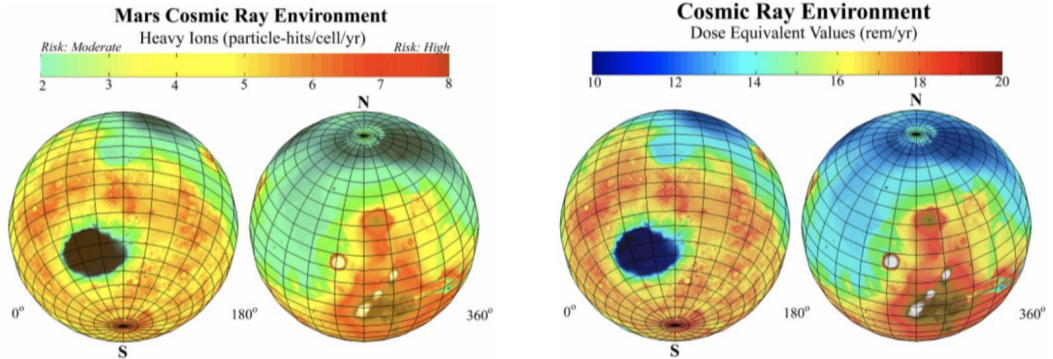


Figure from Stowell [584].

Estimated Radiation Dose from GCRs



The absorbed radiation dose during a round trip to Mars for a Hohmann transfer would be between **906 mSv - 1, 554 mSv**, whereas the absorbed radiation dose during the stay on Mars would be between **97 mSv - 115 mSv**.

Figure from Bloshenko [60].

Summary

It's a really good time to be in SH CR studies; plenty of data available:

- We have good measurements of GCR inside and outside of the heliosphere.
- We have accurate CR measurements on ground-level and near Earth, allowing detailed reconstructions.
- We have spacecraft exploring the innermost regions of the heliosphere.

We're exiting a very quiet solar minimum condition with record-setting GCR intensities at Earth
⇒ it's the perfect time to study GCR modulation!

We're looking forward to increasing solar activity ⇒ transient events can be studied in unprecedented detail!

As mentioned in one of the talks [Nicola Tomassetti?]: "This the golden age of heliospheric CR studies."

– Thank you –